

# PRESENTATION

10 May 2022



THE COMPANY  
THE PRODUCT  
OUR DIFFERENTIATORS  
OUR SUPPORT  
Q&A

# INTRODUCTION

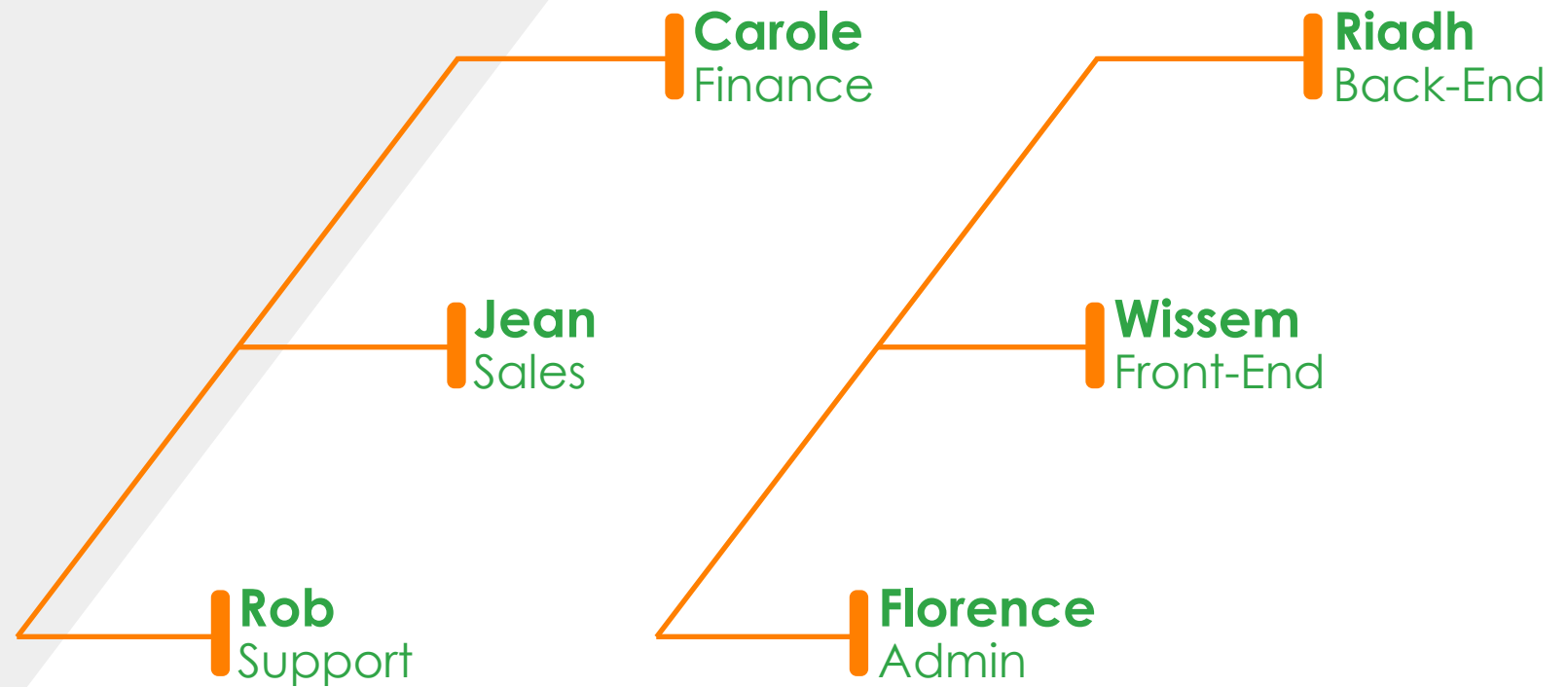




# A VOTRE SERVICE



**Eric Gavaldo**  
CEO & Founder



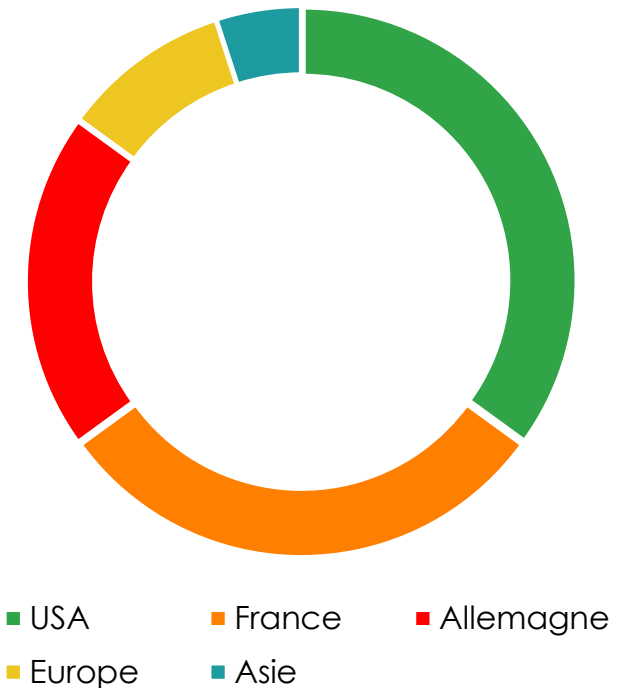
# THE COMPANY (XQUAL)



# ON A HUMAN SCALE

Since 2010

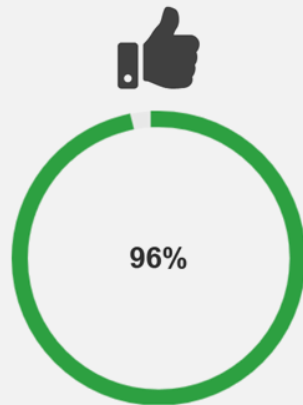
- Based in south-east of France
- Reactive to respond quickly to all the needs of our customers
- 100% Private and free to make strategic choices
- No external investors
- Always beneficiaries
- International sales (product available in 7 languages)
- Clients in Medical, IT, Banking, Insurance, Automotive, Avionics, Retail etc.



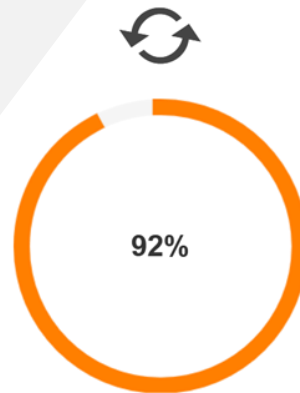
# SOME FIGURES

That make us proud

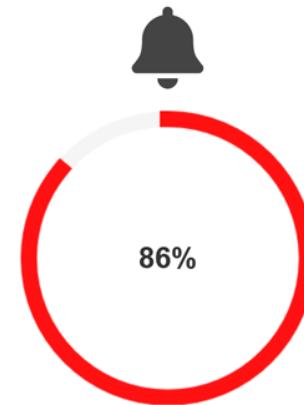
- 2M+ of requirements/user-stories
- 8M+ of test cases



Satisfaction  
(last poll)



Renewal rate



Resolution of tickets in  
less than 2 hours

# LARGE ACCOUNTS

That trust us





# THE PRODUCT(XSTUDIO)

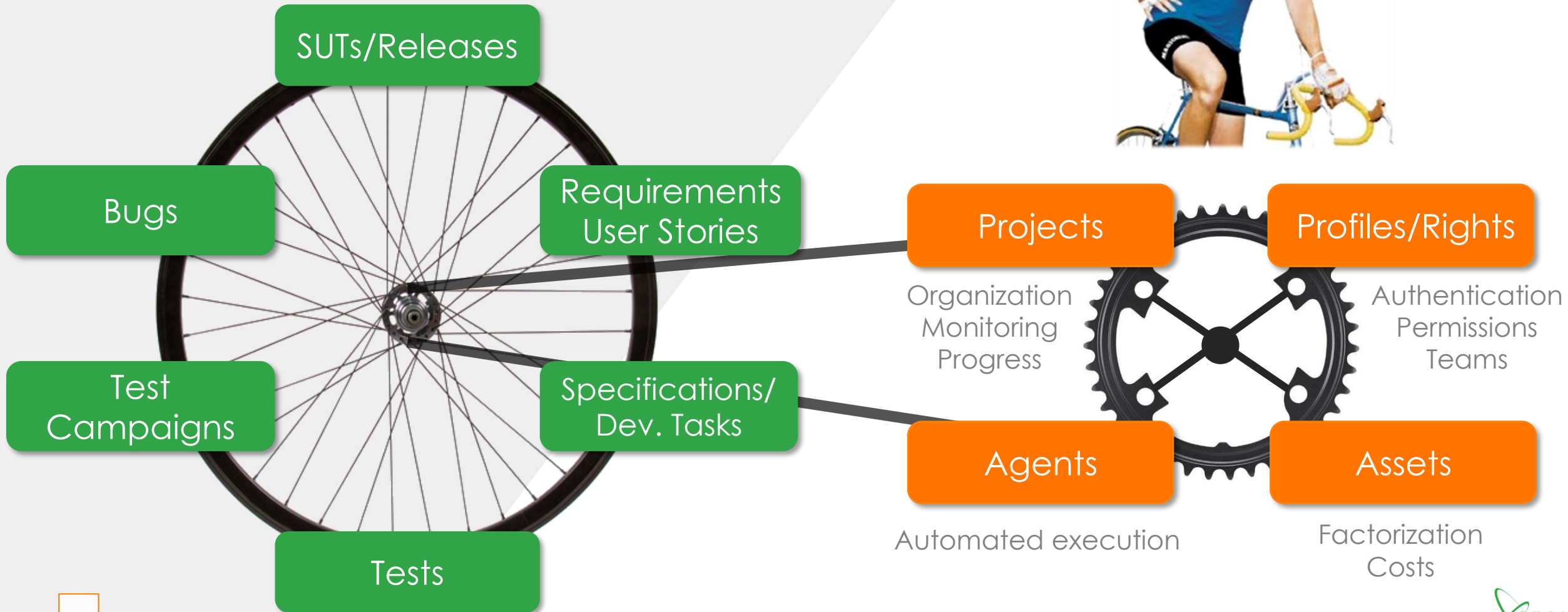




# THE TEST MANAGEMENT BY AND FOR TESTERS

- > Smart **KPIs** to better plan, analyze and measure
- > Facilitate **teamwork**
- > Better **Risk** management
- > Always be ready for your **Audits**

# TEST BUT NOT ONLY!



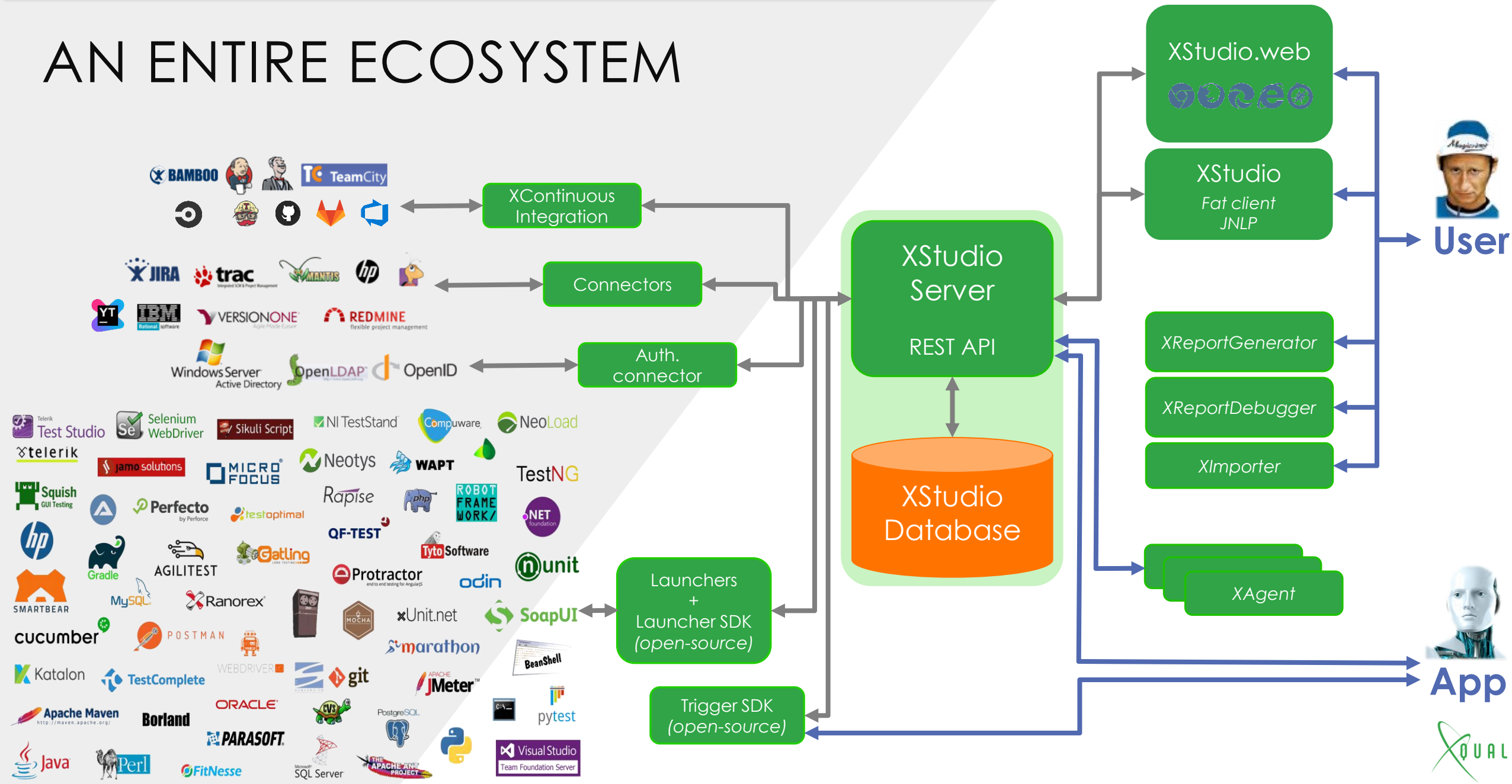


# OPENNESS, A GUARANTEE OF SUSTAINABILITY

- A catalog of 90 launchers that is constantly enriched
- The guarantee of an extension of the catalog on simple request
- All launchers are provided in Open-Source and are therefore customizable at will
- An Open-Source SDK to develop your own launchers (i.e. "proprietary" automation frameworks)
- Integration with all CI/CD systems on the market
- Many connectors (JIRA, Mantis, YouTrack, Redmine, VersionOne, trac, Bugzilla etc.) supported via REST, XML-RPC, SOAP, OSLC
- An Open-Source SDK to develop your own triggers (i.e. for an integration of automated actions in your information system)
- A REST API: 400+ methods to manipulate your repository programmatically




# AN ENTIRE ECOSYSTEM



# EASY INSTALLATION

## CLOUD



On a  basis  
Proprietary management overlay  
Automated Updates/Maintenance  
Backup/Restore  
1 on-board agent

## DOCKER



Docker Images (+sources) available:  
> XStudio server (Server + DB + Backup)  
> XAgent (automated execution agents)  
Docker Compose to orchestrate the ensemble

## ON-PREMISES



Detailed installation procedures for each of the components  
Detailed update procedure  
Automatic database schema update

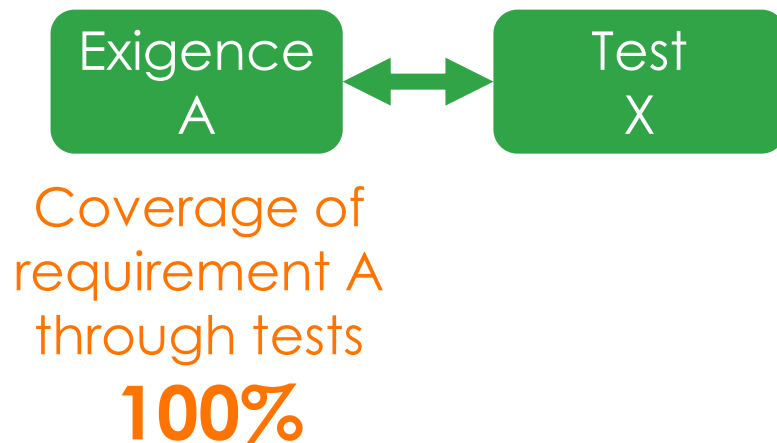
# OUR DIFFERENTIATORS



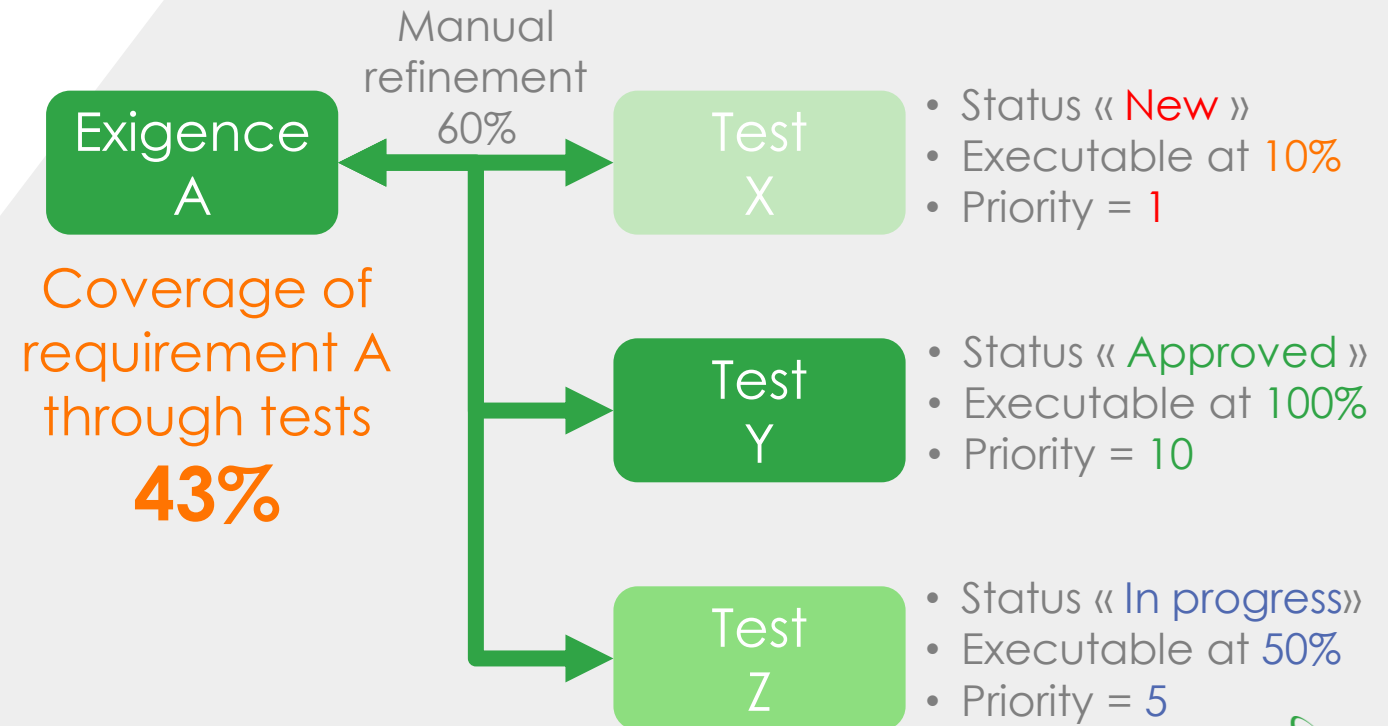
# WHAT SETS US APART FROM OTHERS

- A more **reliable** way of calculating coverage (weighted attributes + refinement)

Traditionally



XStudio





# BUT ALSO...

- **Import** all types of items (SUTs, Requirements/User-stories, Specifications, Tests/Test Cases, Bugs) but also the **links** that unite them
- Test case **templates** (as soon as a notion of combinatorics is necessary)
- **Reusable** test cases
- **Assets** management, Overloading \*
- **Pairwise** algorithm for combinatorial optimization
- **Merge** of sessions
- **Residual** campaign generation
- Campaign composition tools (**smart filters**)

# AND AGAIN...

- **Contextual chat** (historical discussion about a specific item)
- **Exploratory Sessions** Module \*
- **PDNL** (**P**rocedure **D**escription **N**atural **L**anguage): automatic conversion of exploratory session notes to standard tests \*
- Automatic **Versioning**
- **Time-shifting** \*
- **Freeze** of items
- **Digital Signature, Audit** Console \*
- **Scan** of physical scripted tests (auto **referencing**)

# OUR SUPPORT



# ALWAYS AT YOUR SIDE

- **Training**

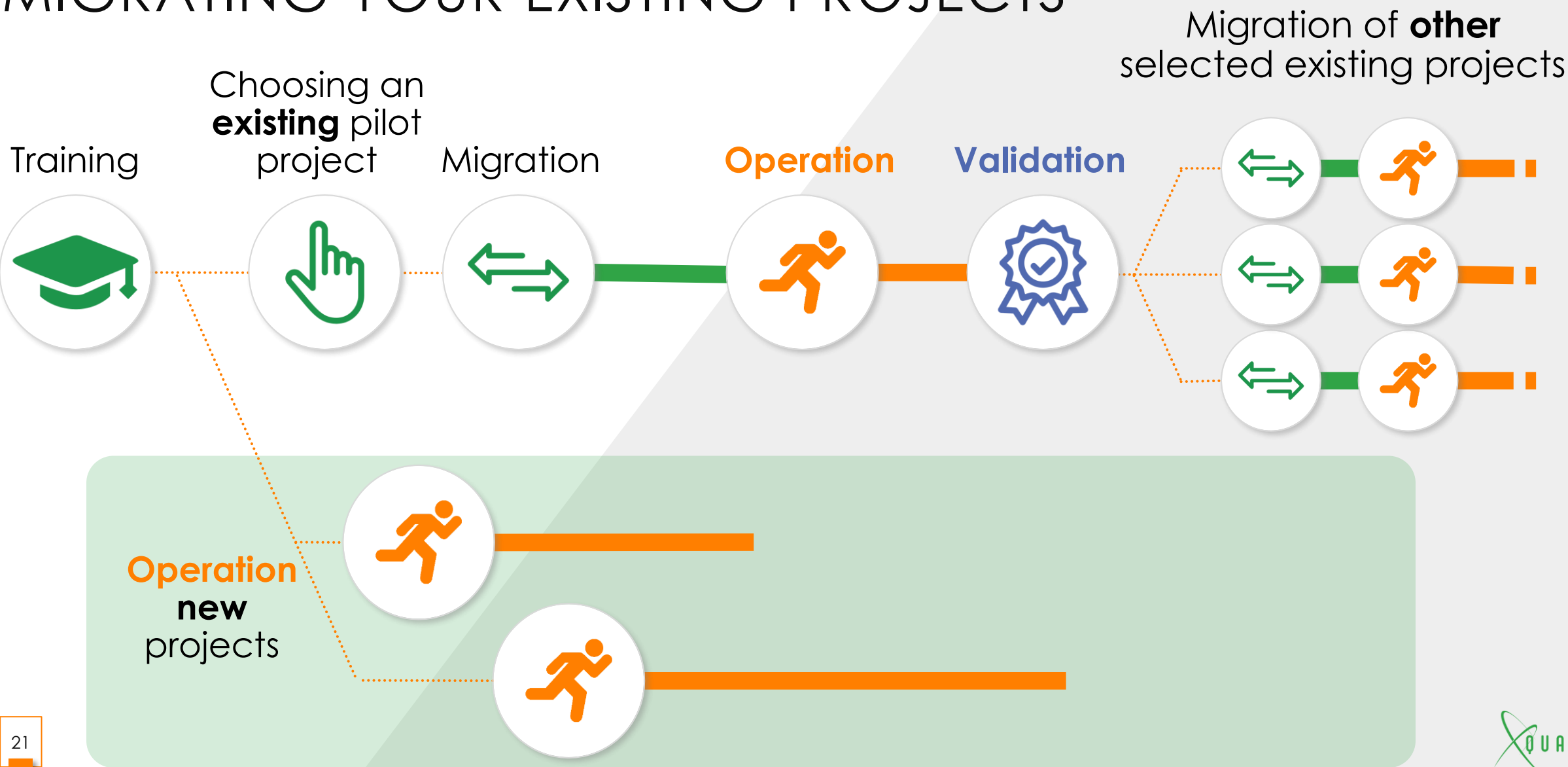
- 2-day on-site sessions (10 trainees max)
- 1 additional day for administrators
- 1 extra day for extension developers
- Self-study videos

- **Support**

- Knowledge Base (Zendesk)
- Ticketing platform (Zendesk)
- Direct contact: email, visio (emergencies)




# MIGRATING YOUR EXISTING PROJECTS



# MIGRATION

- Extracting existing data
  - Definition of the scope to be exported
  - Export to Excel
- Setting to XStudio format
- Importing data into XStudio
- Verification



ANY QUESTIONS ?